
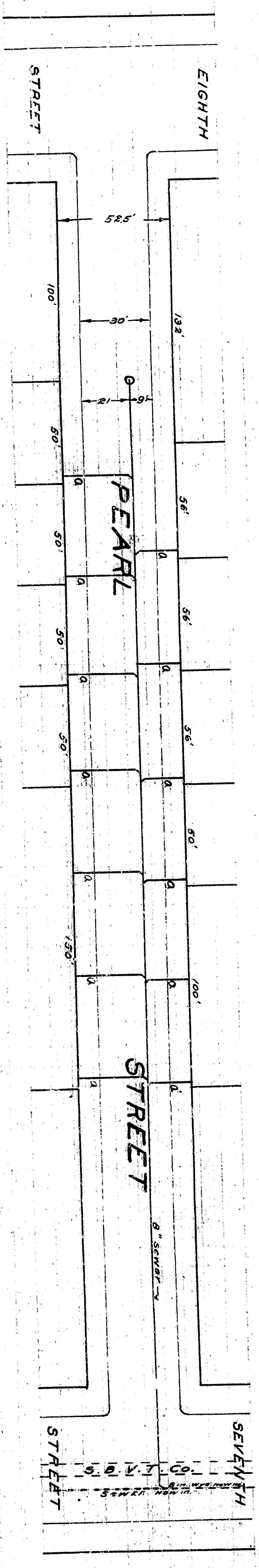
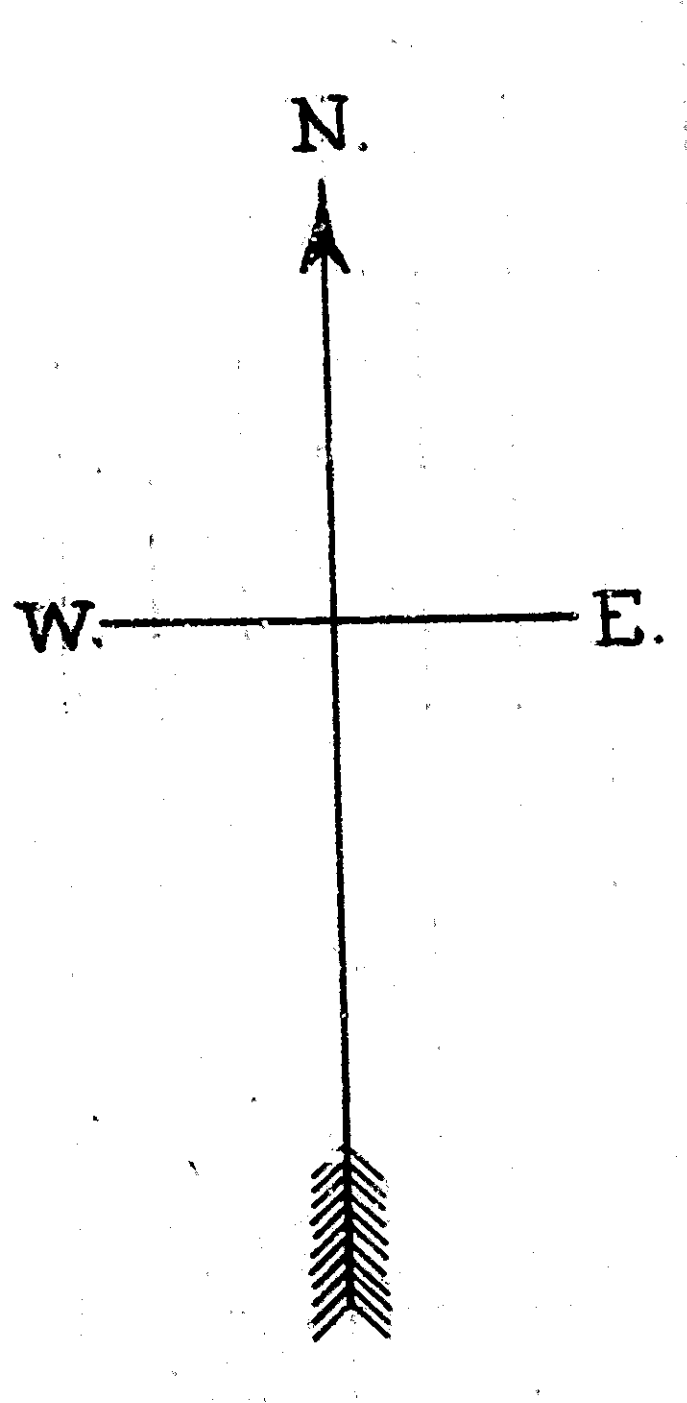


PEARL STREET SEWER



NO. 63
 PLAN AND PROFILE
 OF
PEARL STREET
 SEWER

FROM
 A POINT 10 FEET SOUTH OF THE CENTER LINE
 OF SEVENTH STREET TO A POINT 100 FEET
 SOUTH OF THE SOUTH LINE OF EIGHTH STREET
 SCALE: VERTICAL 1 INCH = 4 FEET
 HORIZONTAL 1 INCH = 40 FEET



ABBREVIATIONS
 THE MARK () MEANS FEET ON FOOT
 THE MARK (") MEANS INCH ON INCHES
 BLUE LINES SHOW SEWER LINES
 RED LINES SHOW SEWER LINES
 NO. MEANS NUMBER. RED LINES MARKED Q. ARE ALTERNATES

DETAILS OF QUANTITIES
 448 LINEAR FEET OF 8 INCH SEWER (7" DIA.)
 898 LINEAR FEET OF 4 INCH LATERAL SEWER (4" DIA.)
 13 WYES. 6" x 4"
 13 4"-1/8" BENDS
 1 6"-1/8" BEND
 1 - FLUSH TANK